

ARKANSAS CPS TECH UPDATE

This is the 18th issue of our quarterly electronic newsletter for child passenger safety (CPS) advocates throughout Arkansas. In order to remain up to date on major issues in the ever- changing field of CPS, each edition will provide the latest news, recall information, and CPS information. A quarterly calendar will be included, as well as training dates for future planning purposes. We would like to spotlight a local or statewide CPS program that is making a difference in their community or state. If you would like to share the successes of your program, or other programs you know about, we would love to hear about them. We welcome any and all suggestions to help make this newsletter useful to you as a CPS technician or advocate. If this is your first time to receive the Tech Update, back issues are available upon request.

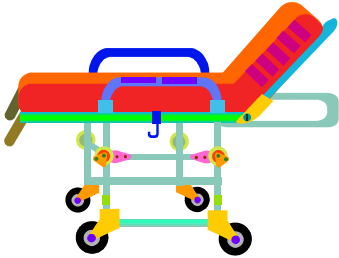
CALENDAR OF EVENTS

<i>Date</i>	<i>Time</i>	<i>Activity</i>	<i>Location</i>	<i>Techs Needed?</i>
Every Wed.	By appointment	UAMS CPSE Permanent Fitting Station Contact: Tatiana Swanigan, 501-364-3370	ACH South Campus, 11 Children's Way	If available
Tues./Thurs.	By appointment	ACH Community Outreach Checkups Contact: 501-364-5437	ACH Community Outreach 1119 Bishop Street, Little Rock	If available
05/11/10 05/15/10	9:00 – 5:00	Technician Certification Class Contact: Virginia Lancaster, 501-364-2478	Bryant Police and Fire Dept. Training 312 Roya Lane Bryant, AR 72022	N/A
05/15/10	10:00 – 1:00	State Farm Safety Day check up Contact: Virginia Lancaster, 501-364-2478	McCain Mall – corner of McCain & 67/167 North Little Rock, AR	YES
05/18/10	9:00 – 12:00 appointment	Kids First Checkup Contact: Tatiana Swanigan, 501-364-3370	1919 West 12 th Street Little Rock, AR	YES
05/20/10	10:00 – 3:00	CEU Workshop by UAMS and ACH Contact: Kristen Hewitt, ACH, 501-364-3296	ACH South Campus Building 11 Children's Way	N/A
05/22/10	10:00 – 2:00	Rotary Club of Cleburne County Contact: Alex Aitken, 501-206-5448 or Virginia Lancaster, 501-364-2478	Heber Springs Wal-Mart 1500 Hwy 25 B Heber Springs, AR 72543	YES
07/8/10	10:00 – 3:00	CEU Workshop by UAMS and ACH Contact: Kristen Hewitt, ACH, 501-364-3296	ACH South Campus Building 11 Children's Way	N/A
08/31/10	10:00 – 3:00	CEU Workshop by UAMS and ACH Contact: Kristen Hewitt, ACH, 501-364-3296	ACH South Campus Building 11 Children's Way	N/A
09/21/10 09/25/10	9:00 – 5:00	Technician Certification Class Contact: Virginia Lancaster, 501-364-2478	Conway Regional Medical Center 2302 College Avenue Conway, AR 72034	N/A
09/25/10	10:00 – 1:00	NHTSA Seat Check Saturday Contact: Virginia Lancaster, 501-364-2478	Location to be determined	YES

CPS UPDATE – LATEST NEWS YOU CAN USE:

A) Child Passenger Safety Knowledge Lacking in ED

WASHINGTON — Relatively few pediatric emergency physicians could correctly answer all questions regarding the American Academy of Pediatrics' child passenger safety recommendations and these instructions are frequently not included in discharge instructions to parents, based on a survey of 274 physicians.



Among all respondents, 36% correctly answered all questions about AAP child passenger safety recommendations, and 41% correctly answered all questions about indications to replace car seats after motor vehicle crashes, Dr. Mark R. Zonfrillo reported at the annual meeting of the American Academy of Pediatrics.

The researchers used an anonymous, cross-sectional survey of the 1,088 emergency medicine physician members of the AAP Section of Emergency Medicine (SOEM). Participants were eligible if they were attending physicians who routinely treated children involved in motor vehicle crashes. A total of 274 eligible physicians completed the surveys (25% of the sample). Of these, 90% were board eligible or board certified in pediatric emergency medicine.

For all survey participants, physician knowledge of AAP child passenger safety recommendations, characteristics of physicians and institutions, and opinion of topics to be included in a “gold standard” for pediatric motor vehicle safety discharge information were queried. In particular, survey questions addressed knowledge of age- and size-appropriate restraints, and indications to replace a car seat after a motor vehicle crash.

Although relatively few respondents could answer all three questions on the AAP recommendations, 85% of the respondents affirmed that child passenger safety information should be included in a gold standard instructions sheet following a crash. In addition, 74% affirmed that indications to replace car seats after motor vehicle crashes should be included. There were no differences in child passenger safety knowledge based on sex, residency program, or years as an attending physician.

Division/department chiefs were specifically identified in the survey for questions about whether their emergency department provided child passenger safety information in its discharge materials. A total of 54 physicians identified themselves as division/department chiefs. Regarding ED practices, 80% of chiefs reported using template-based discharge instructions. Two-thirds (67%) reported using computer-based discharge instructions. In addition, 84% reported that it was possible to customize the computer-based discharge instructions.

However, when asked specifically about motor vehicle safety, 43% reported that they provided no specific motor vehicle safety guidance, 22% provided motor vehicle safety instructions that were not pediatric specific, and 29% provided specific pediatric vehicle safety guidance.

“However, there were a few interesting subanalyses,” said Dr. Zonfrillo, who is a senior fellow in pediatric emergency medicine at the Children’s Hospital of Philadelphia. Respondents were more

likely to know when forward-facing car seats were appropriate if they had a child. They were more likely to know when a child could safely sit in the front seat if they had a child older than 8 years. About three-quarters of the sample had at least one child.

These results underscore the need for pediatric emergency physicians to maintain current knowledge about child passenger safety and to provide this information to families after the ED evaluation for motor vehicle crashes, he said. AAP publications on child passenger safety can be found at www.aap.org/healthtopics/carseatsafety.cfm.


Source: January 2010 – www.pediatricnews.com by Kerri Wachter

B) Unaware of Laws, Many Parents Not Using Booster Seats for Older Children

Only 40% of kids at age 8 use booster seats; half of parents with kids age 4-8 say they don't know state laws requiring seat use

ANN ARBOR, Mich., March 17 /PRNewswire-USNewswire/ -- All 50 states have some type of child safety seat law, 28 of which require kids to use child safety seats or booster seats through age 8 to reduce the risk of injuries in car crashes. But the latest C.S. Mott Children's Hospital National Poll on Children's Health finds that while nearly all parents report their kids, ages 5 and younger, use booster seats or car seats while riding in vehicles, use of booster seats drops sharply to 40 percent by age 8.

Michelle Lea Macy, M.D., M.Sc., a pediatric emergency medicine physician and clinical lecturer in the University of Michigan departments of Emergency Medicine and Pediatrics and Communicable Diseases, says that while seatbelts are not designed for young kids under 4-feet, 9-inches tall, there are many factors that may account for inconsistent booster seat use as kids age.



"I don't think it's surprising to find that kids 7 to 8 aren't using safety seats any longer," Macy says. "Parents may think their child is too big to put in a booster seat or that booster seats are baby seats. Laws about booster seat use came into play in the last decade, so parents talking to other parents about what's safest for their child may not be getting the right information. Using a booster seat until 4-feet-9 is ideal."

The January 2010 poll asked 706 parents with children, ages 4 - 8, about their use of booster seats and whether or not they know about their state laws regarding booster seats.

Overall, 76 percent of kids, ages 4 - 8, are using booster seats. However, 51 percent of parents do not know their state booster seat law, and 20 percent think they know the law but are wrong about the age requirement.

Booster seats are known to reduce the risk of injury in car crashes by as much as 50 percent.

Yet nearly 200 kids, ages 4 - 8, need emergency care in the United States each day for injuries suffered in car crashes. And every other day, one of these children dies from those injuries.

In spite of the safety benefits of booster seat use, the poll found that almost half of parents with kids, ages 7 - 8, say they would not use booster seats if there were no laws.

"The key issue here is safety, regardless of the child's age. Booster seats improve the way a seatbelt fits a child. It helps lift them up in the cars' seat so that the lap belt sits low on their thighs and doesn't ride up on their abdomen," Macy says. "It keeps the shoulder belt across the middle of their chest in between their ear and their arm. This reduces the risk of injuries to the spine, to the head and to the abdomen.

"When kids don't fit comfortably in seatbelts, it often leads them to wear them improperly. Kids will sometimes put the chest belt behind them or under their arm and then they're not getting full protection from that seatbelt as it was designed for an adult to use. Not wearing the belt properly increases the likelihood of injury in a crash," she says.

Part of the problem is lack of up-to-date information for parents so they understand the importance of booster seat use and how to use them properly, Macy says. The best resources for current information are the National Highway Traffic Safety Administration and talking with their child's primary care physician.

"Parents receive a lot of information when their child is a newborn. There are requirements at hospitals that you must have the right car seat before taking a baby home. Doctors talk to parents about the transition to facing forward, but after that, not much is known about how parents get information about seatbelt and booster seat use as they age. Talking with doctors at well child exams where they're obtaining height and weight is a good time to discuss when to transition."

Source: *University of Michigan Health System*, go to www.prnewswire.com

WELCOME NEW TECHNICIANS!

(1st Quarter of 2010)

January 2010 Certification Class in Little Rock

Serena Brawley – North Little Rock Police Department
Fran Hichens – North Little Rock Police Department
Calvin Schildknecht – Arkansas Children's Hospital
Noah Slabodnick – Arkansas Children's Hospital
Karen Stribling – Arkansas Children's Hospital

March 2010 Certification Class in Little Rock

Keturah Brown - AR Human Development Corp. (Early Head Start North Little Rock)
Ashley George - UAMS
Josh Helton - Bryant Police
Bill Hutto - Saline County Sheriff's Office
Vickie Johnson, DHS – DCFS (Miller County)

Melinda Knuteson-Miller - AR Human Development Corp. (Early Head Start North Little Rock)
Kaytrana Leaks – DHS – DCFS (Miller County)
Rebekah Lindsey – UAMS
Christy Scott – ACH
Chris Sharp – ACH
Rachel Stabler - Volunteer
Heather Stang – AR Human Development Corp. (Early Head Start Hot Springs)
Lashondra Watson – UAMS
Bobbie Webb – Bradley County Medical Center
Vee White – ACH
Maryland Wilburn – DHS – DCFS (Chicot County)
Matt Wooten – Bryant Police Department

March 2010 Certification Class in Fayetteville

Brian Beaver – Fort Smith Police Department
Misty Bolton – Fayetteville Police Department
Amber Bowman – Bella Vista Police Department
Josh Campbell – Harrison Police Department
Jason Causey – Harrison Police Department
Jeff Craghead – Fort Smith Police Department
Gary Crews – Fayetteville Police Department
Michael Dowdle – Benton Co. Sheriff's Office
Josh Drake – Springdale Police Department
Doug Dye – Fort Smith Police Department
Eric Evans – Springdale Police Department
Sarah Gibson – Fayetteville Police Department
Nick Harvey – Van Buren Police Department
Blake Hughes – Bella Vista Police Department
L. Blayne Irvin – Van Buren Police Department
Brad Lipe – Van Buren Police Department
Julia McKinney – Fayetteville Police Department
Chris Parker – Bentonville Police Department
Sara Pemberton – Fayetteville Police Department
Giovani Pop – Benton Co. Sheriff's Office
Bain Potter – Fayetteville Police department
Jeff Robbins – Benton Co. Sheriff's Office
Charles Tomlin – Bella Vista Police Department
Shawna Volner – Bentonville Police Department
Travis Watkins – Fort Smith Police Department
Sheridan Watts – Jonesboro Police Department
Stacy Younkin – Fayetteville Police Department

RECALLS: ARE YOU UP TO DATE?

Do you have the most up-to-date recall list? The Recall List is based on the latest information received and verified as of 04/16/10. The SafetyBeltSafe, USA; University of North Carolina Highway Safety Research Center; and the National Highway Traffic Safety Administration's recall lists were **last revised February 5, 2010**.

The latest recalls are for the Dorel Maxi-Cosi Mico and the Mia Moda Viva and Viva Supreme for the seats listed below:

Dorel Maxi-Cosi Mico



MAKE: Dorel Juvenile Group (DJG) is recalling certain Maxi-Cosi Mico restraints

MODELS: 22-371, 22-372 or base only 22-515: Production Dates: All made before 06/28/08.

DEFECT: Shell may not attach securely to base or may be difficult to detach.

CORRECTIVE ACTION: Owners are to call 877-657-9546 for kit to replace springs in base. Use without base until repaired.

Mia Moda Viva and Via Supreme



MAKE: Mia Moda is recalling certain Viva, Viva Supreme restraints

MODELS: #5000-5081: Production Dates: All (discontinued 4/30/09)

DEFECT: The harness splitter plate, which is located on the rear of the seat, has sharp edges that can cut the seat's harness. The base also could crack in a crash. If a crash were to occur, a child wouldn't be adequately restrained and could be injured or killed.

CORRECTIVE ACTION: Owners are advised to **do not use**. Go to www.vivacarseatrecall.com or call Lerado Group USA (877-546-8437) for refund.

To access and view an updated recall list, go to:

1) SafetyBeltSafe, USA: www.carseat.org

This recall list includes both official recalls and problems that have been identified by child passenger safety advocates. Sections are organized alphabetically by manufacturer. At the end of each section is a list of seats without recalls and seats that should no longer be used. There is no cost to view the SBS recall list. Only subscribers can print the recall list.

2) University of North Carolina, Highway Safety Research Center: www.hsrc.unc.edu. This recall list is available on-line and can be printed free. It is updated when an official recall is added to the list. The index of seats makes it easier to find recalled seats in the document. On this site, you can sign up for a free notification service to receive an email whenever a new recall is added to this list.

3) National Highway Traffic Safety Administration: www.nhtsa.gov

This recall list is available on-line and can be printed free. It is only updated when an official recall is added to the list. On this site, you can sign up for a free notification service to receive an email whenever a new recall is added to this list.

CPS PROJECT SPOTLIGHT: Safety Baby Showers – Getting Ready for Baby

Why offer Safety Baby Showers?



Arkansas has one of the highest child injury rates in the nation. Deaths due to unintentional injuries often occur in the home and in motor vehicle crashes, and many are preventable. Safety Baby Showers are currently being implemented in three Arkansas locations and provide an opportunity to teach expectant parents how to keep their babies safe while providing safety products such as car seats and smoke detectors.

What happens at a Safety Baby Shower?

Pregnant women, who are referred to the program by their healthcare providers, attend a group educational session, in a fun, shower-themed atmosphere, complete with refreshments, decorations, games, and prizes. Education is provided on home safety, safe sleep, and child passenger safety. Shower gifts include various home safety products and a convertible car seat. After the shower, participants meet with a CPS tech to receive the seat and individual instruction on its installation and use.

Who coordinates Safety Baby Showers?

Showers are currently being implemented in the following locations:


- Helena, as a joint effort of the Injury Prevention Center (IPC) at Arkansas Children’s Hospital (ACH) and the UAMS Delta Area Health Education Center (AHEC), with support from the Helena Health Foundation
- Arkadelphia, as a joint effort of the IPC and the Arkadelphia Public Schools’ Parents as Teachers Program, with support from the Olds Foundation and the ACH Foundation
- Eldorado, as an effort of the UAMS AHEC South, with support from the Share Foundation

How can I bring Safety Baby Showers to my area?

The Injury Prevention Center at ACH provides technical assistance to organizations who wish to provide Safety Baby Showers in their communities. To learn more, or to schedule an informational presentation for your group, contact Alison Rose at (501) 364-3414 or RoseBlissA@uams.edu.

CPS RESOURCES:

A) CHILD SAFETY IN AND AROUND VEHICLES – New Booklet Offered by The USAA Educational Foundation



This booklet includes information on:

- *“What You Should Know”* – Protecting your child in and around vehicles;
- *“Child Restraint Recommendations”* – Outlining weight and age guidelines;
- *“Risks Inside the Vehicle”* – Identifying hazards inside the vehicle;
- *“Risks Around the Vehicle”* – Understanding external hazards;
- *“Safety Tips”* – Outlining precautions you can take.

To order free copies of this booklet and to check out all of the booklets available through the USAA Educational Foundation, go to www.usaaedfoundation.org.

B) UAMS CPSE Program to Offer Law Enforcement CPS Ticket Book Inserts to Law Enforcement and all CPS Technicians (*reprint from January update*)

The insert below fits perfectly inside of a law enforcement officer’s ticket book. It is on heavy card stock and laminated. The Benton Police Department pilot tested the ticket template with their officers, both CPS Technicians and non-Technicians. Several law enforcement departments have begun using the inserts as a way to provide information to parents on the appropriate car seat for their child and as a way to easily access the code of the Child Passenger Protection Act and the Adult Seat Belt Law.

If any local law enforcement agency or any CPS Technician is interested in obtaining a stack of these for their officers or for themselves, please email Virginia at lancastervirginiae@uams.edu.

ARKANSAS LAW:

Primary Law—CHILDREN

The Child Passenger Protection Act

27-34-104 - Every driver of a motor vehicle who transports a **child under fifteen (15) years of age**, shall while the vehicle is in motion and operated on a public road, street, or highway, properly place, maintain, and **secure the child in a child passenger restraint system properly secured to the vehicle** and meeting applicable federal motor vehicle safety standards.

A child who is less than six (6) years of age and who weighs less than sixty pounds (60 lbs) shall be restrained in a **child passenger safety seat** properly secured to the vehicle.

If a child is at least six (6) years of age or at least sixty pounds (60 lbs) in weight, a safety belt properly secured to the vehicle shall be sufficient.

Protection from Secondhand Smoke for Children Act

20-27-1903 - Tobacco use — Prohibitions.

Effective July 21, 2006, smoking is prohibited in any motor vehicle in which a child who is less than six (6) years of age and who weighs less than sixty pounds (60 lbs.) is restrained in a child passenger safety seat properly secured to the motor vehicle in accordance with The Child Passenger Protection Act.

Primary Law—ADULTS

27-37-702 - Each **driver and front seat passenger** in any motor vehicle shall **wear a properly adjusted and fastened seat belt**. (Does not apply to automobiles manufactured before January 1, 1972) (Exceptions to this rule are a medical condition certified by a physician that contradicts the use of a seat belt, and U.S.P.S. drivers)

"Motor vehicle" means any motor vehicle, except a school bus, church bus, and other public conveyance, which is required by federal law or regulation to be equipped with a passenger restraint system.

For more information, please go to www.nhtsa.gov.

Support provided by the Arkansas Highway Safety Office to the UAMS Child Passenger Safety Education Program



Injury Prevention Center
archildrens.org

It only takes a moment.

July 2009

AMERICAN ACADEMY OF PEDIATRICS RECOMMENDATIONS What is the age and weight of your child?

Less than 1 year of age (regardless of weight)



DIRECTION

- Rear-facing in back seat

HARNESSES

- Use slots at or below shoulders and snug
- Harness clip at armpit level

INSTALLATION

- Moves less than 1 inch when tugged at belt path

Over 1 year of age, less than 20 lbs



DIRECTION

- Rear-facing in back seat

HARNESSES

- Use slots at or below shoulders and snug
- Harness clip at armpit level

INSTALLATION

- Moves less than 1 inch when tugged at belt path

Over 1 year of age, over 20 lbs



DIRECTION*

- Forward-facing or Rear-facing to upper weight limit of seat in back seat

HARNESSES

- Use slots at or above shoulders and snug for Forward-facing; at or below shoulders and snug for Rear-facing.
- Harness clip at armpit level

INSTALLATION

- Moves less than 1 inch when tugged at belt path

*Children are safer riding Rear-facing until they reach the upper limit of their Rear-facing convertible seat -- 30-35 pounds

Over 40 pounds, but less than 4'9" tall



DIRECTION

- Forward-facing with lap and shoulder belt in back seat

HARNESSES

- Lap belt of vehicle snug and low over thighs, not abdomen
- Shoulder belt snug across collarbone, not neck or face

INSTALLATION

- Must use lap and shoulder belt

Over 4'9" tall, 8 years or 80 pounds



LOCATION

- Vehicle Seat Belt in back seat
- All children under age 13 should be in the back seat


HARNESSES

- Lap belt of vehicle snug and low over thighs, not abdomen
- Shoulder belt snug across collarbone, not neck or face

INSTALLATION

- Must use lap and shoulder belt

C) RECERTIFICATION REQUIREMENTS – Don't Wait Until the Last Minute!



You **MUST** know your username and password to complete the online recertification process. If you don't know both, please call 877-366-8154.


Basic Recertification Requirements :

- ❖ Five (5) seat checks approved by a certified instructor (may use technician proxy option). These may be done at any time during your certification cycle.
- ❖ **Community Education** – pick one
 1. Participate in at least 1 two-hour check up event with at least one other CPS Technician where you serve families using any standardized checklist to provide documentation, if needed.
 2. Provide at least 4 hours of community education. Examples include presenting to parents, educators, kids, organizations (PTAs, law enforcement). Not for CPSTs.
- ❖ **A minimum of 6 hours of CPS technical continuing education (CEUs)** must be obtained and reported during one's current certification cycle (two years). They may be entered at any time during your certification cycle. CEUs must fit into one of the five approved categories and meet content requirements. Please check out the calendar of event for upcoming CEU classes offered by UAMS and ACH. *Type of CEUs:*
 - *Category 1: In-person Session/Workshop (Maximum of six CEUs).*
 - *Category 2: No longer is available. Included auditing a Certification Class*
 - *Category 3: CPS Teleconferences (Maximum of five CEUs).*
 - *Category 4: Online/Web Sessions (Maximum of five CEUs). See below for Online CEU opportunities.*
 - *Category 5: Newsletters/Manuals/Journals (Maximum of three CEUs). See below for CEU opportunities.*
- ❖ **Register and pay fee** by the end of the certification expiration date. Note that the CPST Recertification fees are now \$50 and the Certification Course fee will be \$75. You can register up to 4 months in advance of your certification expiration date. You will NOT lose any time-- your dates stay the same.
- ❖ **To get to the payment screen**, you must have:
 - (1) Completed all five seat checks (entered and CPSTI approved)
 - (2) Entered at least six CEUs
 - (3) Entered your community event information
 1. Once all three are done, you will see a "Click Here to Continue" button that will take you to the payment screens. Once your registration is complete, your recertification will be processed in two to four days.
- ❖ In addition to the above requirements, Instructors must also log 20 teaching hours of CPS course instruction. This has not changed.

Details will be available in the policies and procedures manual and on the certification Web site (www.safekids.org/certification). A step-by-step power point presentation is available to assist you with recertification. Audits will be done regularly.

If you encounter any problems with the recertification process, please contact the toll-free CPS customer service number 877-366-8154. Their hours of operation are Monday through Friday 9 am – 7 pm ET. Their fax number is 917-305-9876. They are also available at cps.certification@safekids.org.

• CEU HOURS OFFERED THROUGH ONLINE COURSES (Category 4)



1) Provided by: National Child Passenger Safety Board

Total available: 3 CEUs

Location: <http://www.cpsboard.org/>

Comments: Three presentations. One about New Child Restraints, a combined one about Boosters and Airbags, and “Fact or Fiction”. Each presentation is available for download. After carefully reviewing each presentation, you must complete the online quiz. A certification of completion will be generated when the quiz is passed (80%). Be sure you can print from the computer before you start. You must be able to print proof of completion.

2) Provided by: Safe Kids Worldwide and NHTSA

Total available: 4 CEUs (more coming soon!)

Location: <http://www.safekidswebinars.org/>

Comments: This new site will be the place to obtain online CEUs on a variety of topics. Currently available: School Buses (worth 2 CEUs), Transporting Children in Vehicles Other Than Cars (worth 1 CEU), and A Tech’s Guide to Recalls (worth 1 CEU). Like the successful School Bus webinar, the format includes research questions and slides with a quiz at the end.

NOTE: This Web site requires techs to log in. This is NOT the same as your online profiles—they are two different systems.

Coming soon: Vehicle Safety Parts 1 and 2: Federal Regulations and Consumer Testing. Technicians will register, log in, finish the webinar and print a certificate of completion. This webinar requires participants to gather information from other sites (links provided) to have a quality learning experience.

** Each webinar is available for download (pdf) for local technical update sessions.

3) Provided by: University of North Carolina Research Center

Total available: 4.5 CEUs

Location: <http://www.buckleupnc.org/training/index.cfm>

Earn CEUs at your convenience by watching videos online and successfully completing a quiz. Topics include Improving Ambulance Transportation Safety, School Bus Update, Side Impact, Latch and Tether, and Growing Up Healthy Wealthy and Wide. The videos are divided into two main sections -- videos for CPS recertification CEU credits and videos for

supplemental information. Techs will only be able to take the quiz and earn CEU credit if they have created an account, are signed in, and have watched the entire video.

- **CEUS OFFERED THROUGH NEWSLETTERS/MANUALS/JOURNALS**
(Category 5)



1) Provided by: CPS Board: Tech Update:

At the CPS Board's home page (www.cpsboard.org), click on Earn CEUs Online (right column). You will have several editions to choose from – Two updates with quizzes for one CEU only (1CEU max.).

2) Provided by: Safe Kids Worldwide: www.safekids.org/certification.

This is a listing of various scientific journal articles that you can read (you have to locate them). It allows for three articles to equal one CEU; 1 CEU is the maximum allowed for this category.

OPINIONS, SUGGESTIONS, CORRECTIONS, ETC.

As CPS Technicians and Advocates, your opinion is important to us. Please let us know what you are doing in your community and we will add it to the Calendar of Events. Also, share with us a summary of your program and we'll spotlight your program in upcoming editions. Let others know the great work you are doing. Thanks for all you do in protecting the children of your community and this great state. Next edition coming in July 2010!

If you would like to be taken off of the mailing list, you may do so by replying to this email and typing "Please remove" in the subject line.

The Arkansas CPS Tech Update is sponsored by the UAMS Child Passenger Safety Education Program. For more information please contact Virginia Lancaster at (501) 364-2478 or email lancastervirginiae@uams.edu.



The sense of humor is the oil of life's engine. Without it, the machinery creaks and groans. No lot is so hard, no aspect of things is so grim, but it relaxes before a hearty laugh.

George S. Merriam (1803-1880) With his brother Charles, he founded G. and C. Merriam, which would eventually become Merriam-Webster, Inc. After the death of Noah Webster, the lexicographer, the Merriams purchased the right of future publication of Webster's Dictionary.